

Product availability : Non-Stock - Not normally stocked in distribution facility



Price\* : 130.00 USD



### Main

Range of product	Harmony XB5
Product or component type	Wireless and batteryless transmitter
Device short name	XB5R
Bezel material	Chromium plated metal
Fixing collar material	Zamak
Mounting diameter	0.87 in (22 mm)
Transmission frequency	2405 MHz
Emission class	5M00G7W
Antenna type	Omnidirectional

### Complementary

Shape of signaling unit head	Round
Type of operator	spring return push-button with transmitter
Operator profile	Red flush
Max power consumption in W	1 mW
Number of channels	1
Modulation technique	O-QPSK
Bandwidth	5 MHz
Antenna gain	0 dBi
Embedding depth	1.65 in (42 mm)
CAD overall height	1.63 in (41.5 mm)
CAD overall width	1.18 in (30 mm)
CAD overall depth	1.69 in (43 mm)
Net Weight	0.10 lb(US) (0.045 kg)
Operating travel	0.17 in (4.3 mm) total travel)
Operating force	25 N C/O changing electrical state

\* Price is "List Price" and may be subject to a trade discount – check with your local distributor or retailer for actual price.

Mechanical robustness	Free fall resistance 1000 mm EN/IEC 60068-2-32
Standards	UL 508 EN/IEC 60947-5-1 EN/IEC 60947-1 CSA C22.2 No 14
Radio agreement	ANATEL ARIB T66 FCC ICASA RSS SRRC
Communication port protocol	Zigbee green power 2.4 GHz IEEE 802.15.4
Maximum sensing distance	328.08 ft (100 m) in free field 82.02 ft (25 m) transmitter in a plastic box type XAL D and receiver in a metal enclosure 984.25 ft (300 m) transmitter in box type XAL D, receiver in metal enclosure and use relay-antenna
Acquisition time	2 ms
Response time	< 2 ms
Emission power	3 mW
Fixing mode	Fixing screw beneath head 7.08...10.62 lbf.in (0.8...1.2 N.m)
Electrical composition code	PW1

## Environment

Protective treatment	TH
Ambient air temperature for storage	-40...158 °F (-40...70 °C)
Ambient air temperature for operation	-13...131 °F (-25...55 °C)
Relative humidity	95 % 158 °F (70 °C) without condensation
IP degree of protection	IP65 IEC 60529 front face) IP30 IEC 60529 back face) IP65 UL Type 12 front face)
IK degree of protection	IK03 IEC 50102
Mechanical durability	1000000 cycles
Shock resistance	25 gn 6 ms) 6000 shocks IEC 60068-2-27 30 gn 18 ms) half sine wave acceleration IEC 60068-2-27 50 gn 11 ms) half sine wave acceleration IEC 60068-2-27
Vibration resistance	5 gn 11...500 Hz)IEC 60068-2-6 +/- 10 mm 2...11 Hz)IEC 60068-2-6
Electromagnetic compatibility	Electrostatic discharge immunity test 8 kV in free air (in insulating parts)) Electrostatic discharge immunity test 6 kV on contact (on metal parts)) Susceptibility to electromagnetic fields 10 V/m 80...2000 MHz) Susceptibility to electromagnetic fields 3 V/m 80...2700 MHz, distance = 20 m) Immunity for industrial environments Radiated emission
Product certifications	C-tick GOST BT 2006/95/EC UL CSA CCC
Directives	2004/108/EC - electromagnetic compatibility 1999/5/EC - R&TTE directive

## Ordering and shipping details

Category	22470 - XB5R WIRELESS PUSH BUTTON
Discount Schedule	I
GTIN	00785901705376
Returnability	No
Country of origin	FR

## Offer Sustainability

Sustainable offer status	Green Premium product
--------------------------	-----------------------

California proposition 65	WARNING: This product can expose you to chemicals including: Lead and lead compounds, which is known to the State of California to cause cancer and birth defects or other reproductive harm. For more information go to <a href="http://www.P65Warnings.ca.gov">www.P65Warnings.ca.gov</a>
REACH Regulation	<a href="#">REACH Declaration</a>
EU RoHS Directive	Pro-active compliance (Product out of EU RoHS legal scope) <a href="#">EU RoHS Declaration</a>
Mercury free	Yes
RoHS exemption information	Yes
China RoHS Regulation	<a href="#">China RoHS declaration</a>
Environmental Disclosure	<a href="#">Product Environmental Profile</a>
Circularity Profile	<a href="#">End of Life Information</a>
WEEE	The product must be disposed on European Union markets following specific waste collection and never end up in rubbish bins.

### Contractual warranty

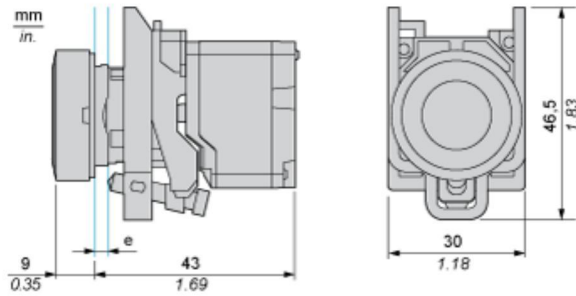
Warranty	18 months
----------	-----------

---

Wireless and Batteryless Pushbutton - Transmitter

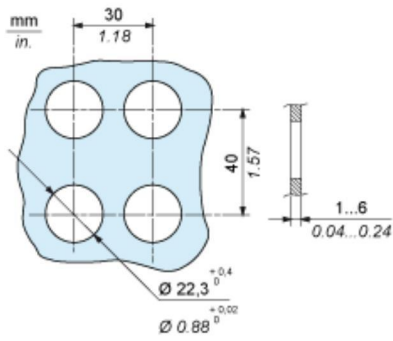
---

With Metal Pushbutton without Cap



e: panel thickness 1 to 6 mm / 0.039 to 0.24 in.

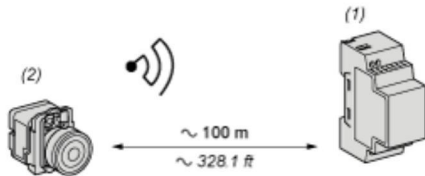
Transmitter Mounting



---

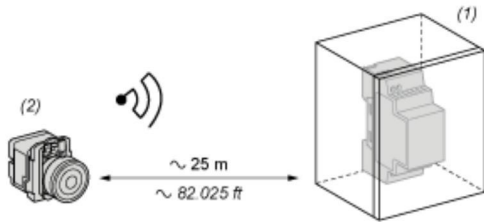
## Transmitter Clearance in Free Field Unobstructed

---



(1): Receiver  
(2): Transmitter

Transmitter Clearance in a Metal Enclosure



- (1): Metal enclosure
- (2): Transmitter

The range is reduced if the transmitter is placed in a metal enclosure (reduction factor: approx 10%)

Glass window	10...20 %
Plaster wall	30...45 %
Brick wall	60 %
Concrete wall	70...80 %
Metal structure	50...100 %